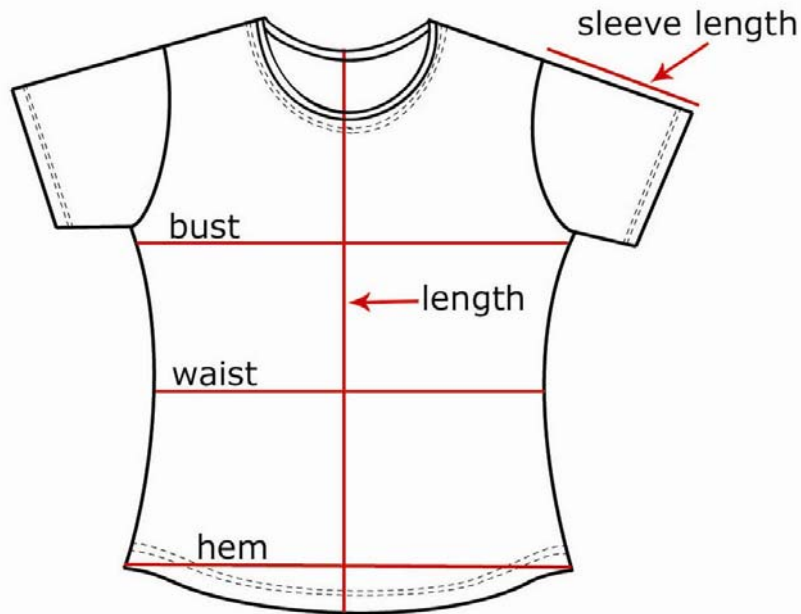


Waikuku Size Guide



Ladies T-shirt short sleeve - approximate measurements

	S	M	L	XL
Bust (2.5 cm below armhole)	73 - 77	79 - 83	85 - 89	91 - 95
Waist	66 - 70	72 - 76	78 - 82	84 - 88
Hip	77 - 81	83 - 87	89 - 93	95 - 99
Length	54 - 56	55 - 57	56 - 58	57 - 59
Sleeve Length - short	13 - 15	14 - 16	15 - 17	16 - 18

Ladies Halter Top - approximate measurements

	S	M	L	XL
Bust (2.5 cm below armhole)	70.8 - 74.8	76.8 - 80.8	82.8 - 86.8	88.8 - 92.8
Waist	65 - 69	71 - 75	77 - 81	83 - 87
Hip	77 - 81	83 - 87	89 - 93	95 - 99
Length	44 - 46	45 - 47	46 - 48	47 - 49

Ladies Boob Tube - approximate measurements

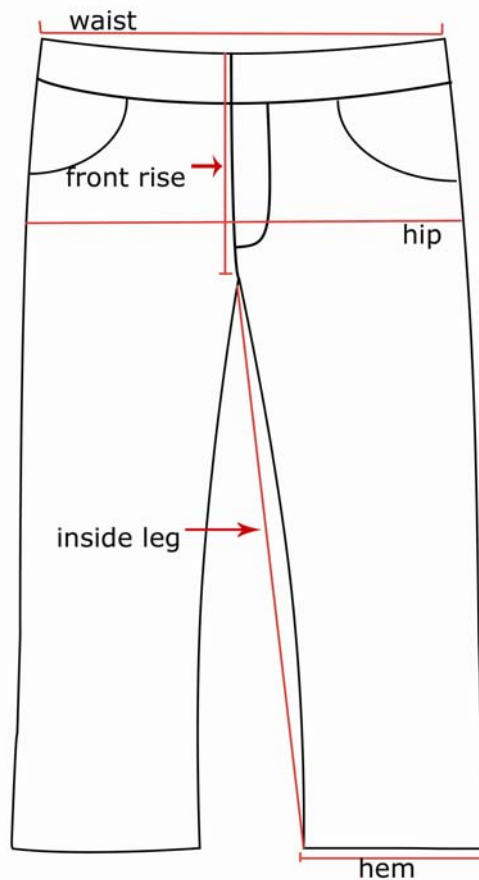
	S	M	L	XL
Bust (2.5 cm below armhole)	66 - 70	72 - 76	78 - 82	84 - 88
Waist	64 - 68	70 - 74	76 - 80	82 - 86
Hip	74 - 78	80 - 84	86 - 90	92 - 96
Length	30.5 - 32.5	32 - 34	33.5 - 35.5	35 - 37

Ladies Tank - approximate measurements

	S	M	L	XL
Bust (2.5 cm below armhole)	72.4 - 76.4	78.4 - 82.4	84.4 - 88.4	90.4 - 94.4
Waist	65 - 69	71 - 75	77 - 81	83 - 87
Hip	76 - 80	82 - 86	88 - 92	94 - 98
Length	54 - 56	55 - 57	56 - 58	57 - 59

Ladies Side Tie Top - approximate measurements

	S	M	L	XL
Bust (2.5 cm below armhole)	69 - 73	75 - 79	81 - 85	87 - 91
Waist	65 - 69	71 - 75	77 - 81	83 - 87
Hip	76.2 - 80.2	82.2 - 86.2	88.2 - 92.2	94.2 - 98.2
Length	46 - 49	47 - 50	49 - 51	50 - 53



Ladies Tie Side Trousers – approximate measurements

	8	10	12	14	16
Waist	78 - 82	83 - 87	98 - 92	93 - 97	98 - 102
Hip	91.5 - 93.5	94.5 - 98.5	99.5 - 103.5	104.5 - 108.5	109.5 - 113.5
Front Rise	17 - 19	18.5 - 20.5	19.5 - 21.5	21 - 23	22.5 - 24.5
Inside	53 - 55	54 - 56	55 - 57	56 - 58	57 - 59
Hem Width	31.5 - 32.5	34 - 35	36.5 - 37.5	39 - 40	41.5 - 42.5

Ladies Tie Side Shorts – approximate measurements

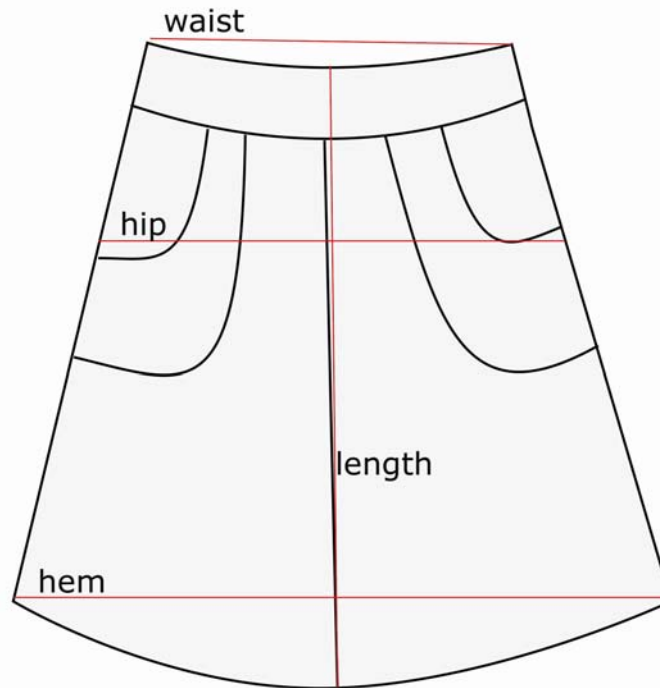
	8	10	12	14	16
Waist	76 - 80	81 - 85	86 - 90	91 - 95	96 - 100
Hip	92 - 96	97 - 101	102 - 106	107 - 111	112 - 116
Front Rise	15.5 - 17.5	17 - 19	18 - 20	19 - 21	20.5 - 22.5
Inside Leg	30 - 32	31 - 33	32.5 - 34.5	33.5 - 35.5	35 - 37
Hem Width	32 - 34	34.5 - 36.5	36.5 - 38.5	39 - 41	42 - 44

Ladies Boardshorts – approximate measurements

	8	10	12	14	16
Waist	82 - 86	87 - 91	92 - 96	97 - 101	102 - 106
Hip	99 - 102	104 - 108	109 - 113	114 - 118	119 - 123
Front Rise	18 - 20	19.5 - 21.5	20.7 - 22.7	21.5 - 23.5	23 - 25
Inside Leg	5.6 - 7.6	6.8 - 8.8	8 - 10	9 - 11	10.5 - 12.5
Hem Width	25.5 - 27.5	28 - 30	30.5 - 32.5	33 - 35	35.5 - 37.5

Ladies Obi Trousers – approximate measurements

	8	10	12	14	16
Waist	78 - 82	83 - 87	88 - 92	93 - 97	98 - 102
Rise	20 - 22	21 - 23	22.5 - 24.5	23.5 - 25.5	25 - 27
Inside Leg	39 - 41	40 - 42	41.5 - 43.5	42.5 - 44.5	44 - 46
Hem Width	41.5 - 43.5	44 - 46	46.5 - 48.5	49 - 51	51.5 - 53.5

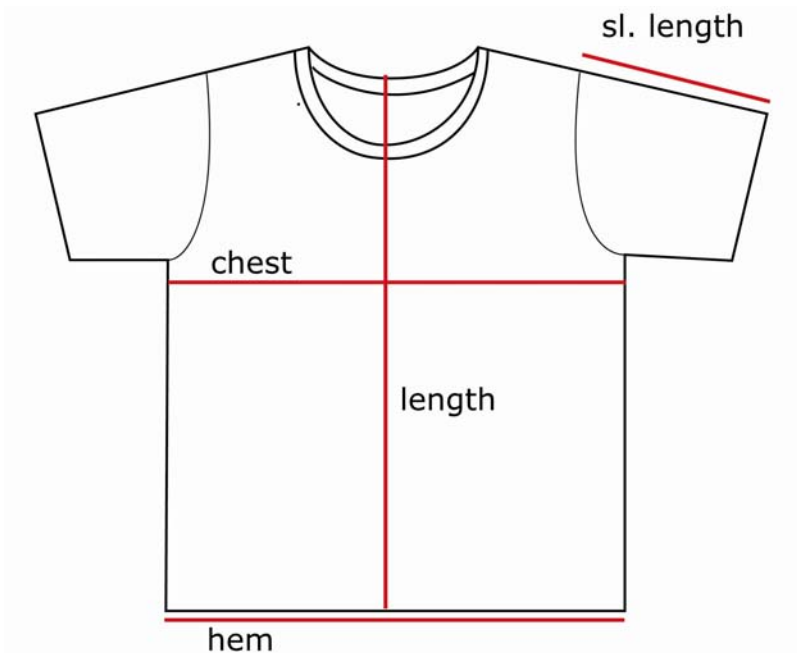


Ladies Obi Skirt – approximate measurements

	8	10	12	14	16
Waist	76 - 80	81 - 85	86 - 90	91 - 95	96 - 100
Hip	94.5 - 98.5	99.5 - 103.5	104.5 - 108.5	109.5 - 113.5	114.5 - 118.5
Length	50.5 - 52.5	51.5 - 53.5	52.5 - 54.5	53.5 - 55.5	54.5 - 56.5
Hem Width	72.4 - 76.4	75 - 79	77.5 - 81.5	80 - 84	82.5 - 86.5

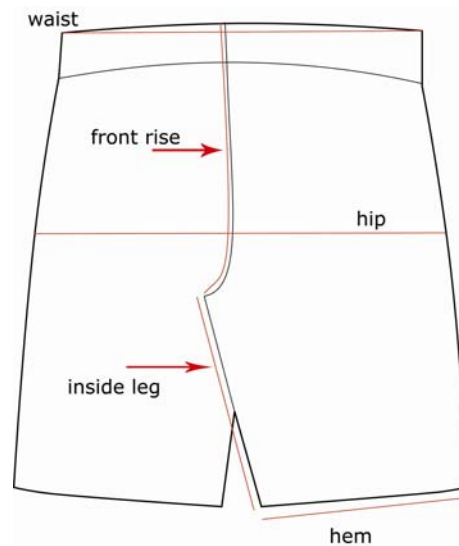
Ladies Tie Side Skirt – approximate measurements

	8	10	12	14	16
Waist	79 - 83	84 - 88	89 - 93	94 - 98	99 - 103
Hip	84 - 88	89 - 93	94 - 98	99 - 103	104 - 108
Length	35 - 37	36 - 38	37 - 39	38 - 40	39 - 41
Hem Width	105 - 109	110 - 114	115 - 119	120 - 124	125 - 129



Men's T-shirt - approximate measurements

	S	M	L	XL
Chest	106 - 110	112 - 116	118 - 122	124 - 128
Hem	105 - 109	111 - 115	117 - 121	123 - 127
Length	68 - 72	69 - 73	70 - 74	71 - 75
Sleeve Length	22.5 - 26.5	23.5 - 27.5	24.5 - 28.5	25.5 - 29.5



Men's Boardshorts – approximate measurements

	30	32	34	36	38
Waist	89 - 93	94 - 98	99 - 103	104 - 108	109 - 113
Hip	52.5 - 56.5	55 - 59	57.5 - 61.5	60 - 64	62.5 - 66.5
Front Rise	28 - 30	28.5 - 30.5	29 - 31	29.5 - 31.5	30 - 32
Inside Leg	25 - 27	25.5 - 27.5	26 - 28	26.5 - 28.5	27 - 29
Hem Width	28 - 29	30.5 - 31.5	33 - 34	35.5 - 36.5	38 - 39